


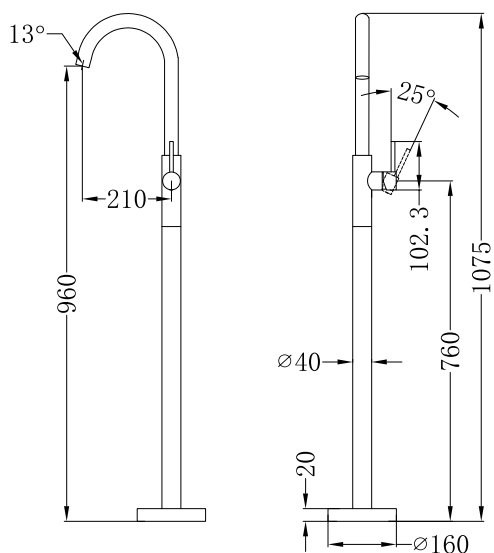
Mecca Freestanding Bath Mixer

Nero



Versions:202311

Drawing



Specifications

SKU

NR210903a01

Watermark License

WM-060073





Temperature Rating

Min 1°C-Max 75°C

Pressure Rating

Min 150kpa - Max 500kpa

Finish

 Chrome NR210903a01CH	 Gun Metal NR210903a01GM	 Brushed Bronze NR210903a01BZ	 Graphite NR210903a01GR
 Matte Black NR210903a01MB	 Brushed Gold NR210903a01BG	 Matte White NR210903a01MW	 Brushed Nickel NR210903a01BN

Packaging Includes

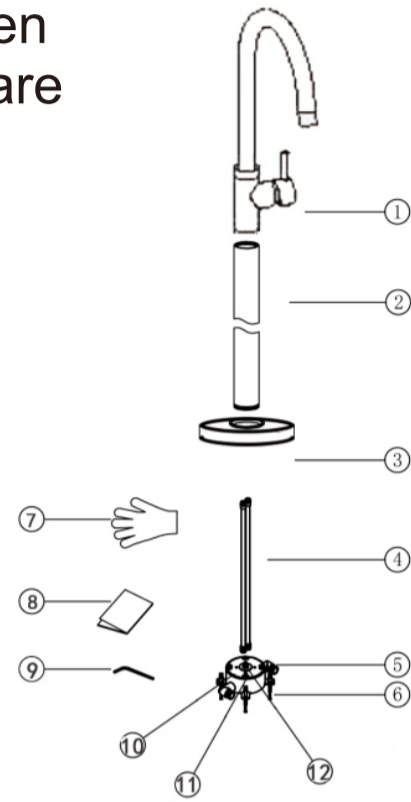
- 1x mixer tap
- 1x extension tube
- 1x floor cover plate
- 2x water pipes
- 1x mixer box
- 1x gloves
- 4x dynabolt
- 1x instruction
- 1x allen key pack
- 1x leveling plate
- 1x gradiometer
- 1x testing plugs

*Dimensions are nominal measurements only.

Installation Instruction

Please inspection all spare parts list when you open box,if any problem,please contract with seller. Spare parts list as follow.

Item	Parts Name	QTY
1	Mixer Tap	1
2	Extension Tube	1
3	Floor Cover Plate	1
4	Water Pipes	2
5	Mixer Box	1
6	Dynabolt	4
7	Gloves	1
8	Instruction	1
9	Allen Key Pack	1
10	Leveling Plate	1
11	Gradiometer	1
12	Testing Plugs	1



<p>Notice: Not recommend to be installed on concrete slab</p>	<p>1.Mixer box should not finish more than 2mm above finish tile level</p>	<p>2.Connect hot and cold water use materials recommended Australian standard</p>	<p>6.Attach the leveling plate onto the extension tube by provided grub screws</p>
<p>3.Adjust mixer box make sure in a level by gradiometer provided</p>	<p>4.Test and check for water leaks</p>	<p>5.Undo 4 grub screws on the leveling plate and take out the gradiometer and testing plug.</p>	<p>10.Flush pipes work and test, check for water leaks.</p>

Nero

info@nerotapware.com.au
nerotapware.com.au

11-13 Buontempo Road
Carrum Downs Vic 3201

