


# Mecca

## Freestanding Bath Mixer

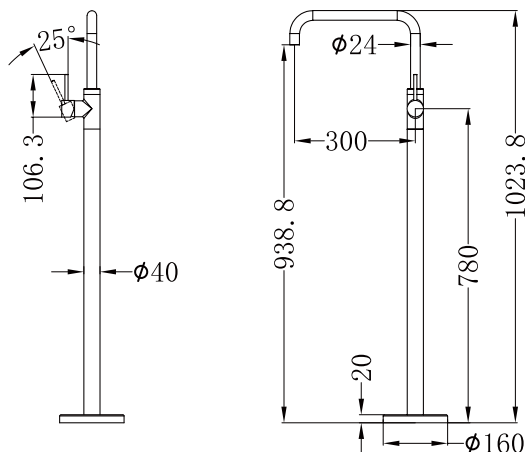
### Square Shape

# Nero



Versions:202401

#### Drawing



#### Specifications

##### Watermark License

WM-060073

##### Temperature Rating

Min 1°C-Max 75°C







##### Pressure Rating

Min 150kpa - Max 500kpa

#### Packaging Includes

- 1x Mixer Tap
- 1x Extension Tube
- 1x Floor Cover Plate
- 2x Water Pipes
- 1x Mixer Box
- 1x Gloves
- 4x Dynabolts
- 1x Instruction
- 1x Allen Key Pack
- 1x Leveling Plate
- 1x Gradiometer
- 1x Testing Plugs

#### Finish & SKU

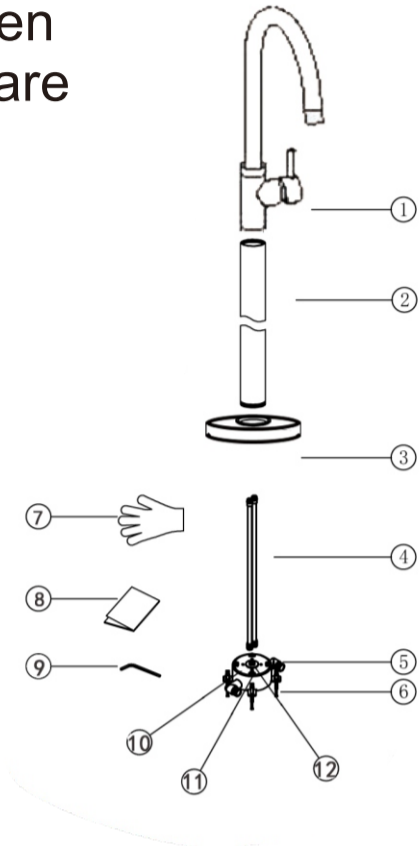
- |  |   |   |
|--|---|---|
|  Chrome<br>NR221903bCH      |  Gun Metal<br>NR221903bGM    |  Brushed Bronze<br>NR221903bBZ |
|  Matte Black<br>NR221903bMB |  Brushed Gold<br>NR221903bBG |  Brushed Nickel<br>NR221903bBN |

\*Dimensions are nominal measurements only.

# Installation Instruction

Please inspection all spare parts list when you open box,if any problem,please contract with seller. Spare parts list as follow.

Item	Parts Name	QTY
1	Mixer Tap	1
2	Extension Tube	1
3	Floor Cover Plate	1
4	Water Pipes	2
5	Mixer Box	1
6	Dynabolt	4
7	Gloves	1
8	Instruction	1
9	Allen Key Pack	1
10	Leveling Plate	1
11	Gradiometer	1
12	Testing Plugs	1



<p>Notice: Not recommend to be installed on concrete slab</p>	<p>1.Mixer box should not finish more than 2mm above finish tile level</p>	<p>2.Connect hot and cold water use materials recommended Australian standard</p>	<p>6.Attach the leveling plate onto the extension tube by provided grub screws</p>
<p>3.Adjust mixer box make sure in a level by gradiometer provided</p>	<p>4.Test and check for water leaks</p>	<p>5.Undo 4 grub screws on the leveling plate and take out the gradiometer and testing plug.</p>	<p>10.Flush pipes work and test, check for water leaks.</p>
<p>7.Screw hot and cold water pipes into the mixer body</p>	<p>8.Fit floor cover plate onto the extension tube</p>	<p>9.Screw the extension tube onto the mixer, and fix hot and cold water piper into mixer box by M5 grub screws provided</p>	

# Nero

[info@nerotapware.com.au](mailto:info@nerotapware.com.au)  
[nerotapware.com.au](http://nerotapware.com.au)

11-13 Buontempo Road  
Carrum Downs Vic 3201

