



Cordless Jig Saw JV002G / JV001G



XGT
40V Li-ion
max

JV002G



JV001G



Cutting speed
20% up

Compared to predecessor 18V model

Top Handle
JV002G



Barrel handle
JV001G



BL MOTOR **SOFT** NOLOAD **XPT**

High power

BL
MOTOR



Constant speed control

XGT technology and constant speed control reduce the chance of drop in cutting speed, providing excellent cutting performance higher than our current and competing models in a wide range of applications from thin metal cutting to 48mm thick MDF cutting.

Top Handle JV002G



Lock-off button

Variable speed control by trigger
 allows for easier precise alignment of the blade with pencil line.

3 Orbital settings + Straight cutting



Optimum cutting action can be selected by simply turning the change lever.

Position	Cutting action	Applications
0	Straight line cutting	Cuts in mild steel, stainless steel and plastics Clean cuts in wood and plywood
I	Small orbital cutting	Cuts in mild steel, aluminum and hard wood
II	Medium orbital cutting	Cuts in wood and plywood Fast cuts in aluminum and mild steel
III	Large orbital cutting	Fast cuts in wood and plywood



Variable speed control by dial



photo:
JV002G

Number	Workpiece
4 - 6	Wood
3 - 6	Mild steel
3 - 4	Stainless steel
3 - 6	Aluminum
1 - 4	Plastics



Toolless blade clamp



with a blade holder which allows for one-hand blade change

Barrel handle JV001G

Electronic push button switch
located on both sides of Housing



LED job light




(Twin LEDs with light up function during standby mode)

Light reduction function

- Less glare when cutting metal
- Press and hold the main power button for 3 brightness settings.
- Memory function: The tool remembers the job light brightness set last time and the light will light up at that brightness when turned on.

Dust Collection



Dust nozzle can be set to Base firmly with Thumb screw.

Dust nozzle can be attached over the sawdust exhaust port for connection to Makita vacuum cleaner.

SOFT NO LOAD New Soft no-load

- Easy, precise alignment of blade with pencil line at cut starting point
- With disabling function
- If the tool detects no-load motor rotation during intermittent operation such as precision cut-out, it switches automatically back to Soft no-load mode.

Bevel range

0 to 45° left and right.





Less wobbling

Improved stability during cutting due to a wider base plate

XPT

Extreme Protection Technology

■ Cordless Jig Saw series

	Top Handle	Barrel handle
40V max	JV002G 	JV001G 
18V	DJV182  DJV184 	DJV181  DJV185 
12V max	JV103D 	JV102D 

■ Accessories

Dust nozzle assembly

For dust collection
Part No. 122C71-6



Anti-splintering device

Part No. 192557-6



Guide rule set

Part No. 193516-3



Guide rail adapter set

Part No. 193517-1
197252-3




Rule bar set

Part No. 195842-6



Guide rail

Overall length:
1m, 1.4m, 1.5m,
1.9m, 3m



Position sheet 1400 set

Part No. 191J53-1








■ Charging Time

	Fast Charging DC40RA	DC40RC
BL4020^{*1} 2.0Ah	22 min	30 min
BL4025^{*1} 2.5Ah	28 min	38 min
BL4040/F^{*1} 4.0Ah	45 min	67 min

^{*1} Recommended battery

Cordless Jig Saw JV002G / JV001G

-  Variable Speed
-  Brake
-  Anti-restart function
-  Constant Speed
-  Soft Start
-  Orbital Cutting
-  Bayonet Shank
-  Dust Collection
-  Toolless blade change
-  Built-in Job Light
-  Carrying Case

	JV002G	JV001G
Capacity	Wood: 135 mm (5-5/16")	135 mm (5-5/16")
	Mild steel: 10 mm (3/8")	10 mm (3/8")
	Aluminum: 20 mm (13/16")	20 mm (13/16")
Stroke length	26 mm (1")	26 mm (1")
Strokes per minute (SPM)	0 - 3,500	800 - 3,500
Bevel range	0 - 45°	0 - 45°
Vibration level		
Work mode: cutting sheet metal	4.2 m/s ²	4.8 m/s ²
Sound pressure level	88 dB (A)	87 dB (A)
Sound power level	96 dB (A)	98 dB (A)
Dimensions (L x W x H)		
w/ BL4020 / BL4025:	272 x 84 x 208 mm (10-3/4 x 3-5/16 x 8-3/16")	283 x 84 x 189 mm (11-1/8 x 3-5/16 x 7-7/16")
w/ BL4040/ F:	280 x 84 x 208 mm (11 x 3-5/16 x 8-3/16")	298 x 84 x 189 mm (11-3/4 x 3-5/16 x 7-7/16")
Net weight	2.7 - 3.0kg (6.0 - 6.6 lbs.)	2.6 - 2.9 kg (5.7 - 6.4 lbs.)

Standard Equipment:

Jig saw blade, Cover plate, Dust nozzle (country-specific), Kert board, Hex wrench, Battery, Charger

The weight may differ depending on the attachment(s), including the battery cartridge. The lightest and heaviest combination, according to EPTA-Procedure 01/2014, are shown in the table. Items of standard equipment and specifications may vary by country or area.

Makita Corporation

3-11-8 Sumiyoshi-cho, Anjo, Aichi, 446-8502 Japan

PRINTED IN JAPAN 202312