

Features & Specification

Juno chilled ❄️



 ITALIAN TAPWARE

Multi Function Mixer Tap System



Chrome Finish
 Product Code: CHJUNO-CH

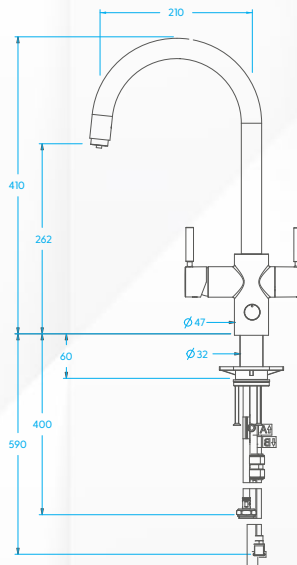


Black & Chrome Finish
 Product Code: CHJUNO-JB



Brushed Finish
 Product Code: CHJUNO-BR

- Filtered chilled water from push button
- Filtered near-boiling water
- Standard hot and cold water lever
- Easy to replace existing kitchen mixer
- Made from high quality DZR Brass
- Tap designed and made in Italy
- Safety lever on near boiling tap
- Requires mains water pressure
- Complete installation kit supplied
- 5-year in-home warranty
- WaterMark certified
- WELS certified



NeoTanks, NeoChiller, filters & full installation kit included.



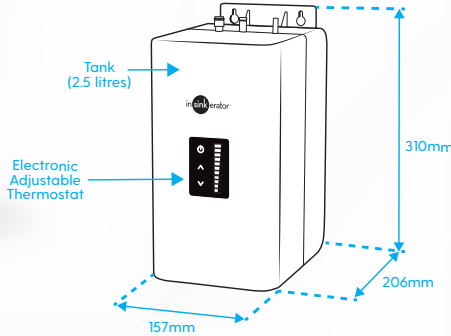
NeoTank® Specifications

in sink erator™

NeoTank™



- NeoTank is only about the size of a toaster, making it easy to hang on the back wall under your kitchen bench with minimum fuss.
- The 2.5 litre capacity is easily sufficient for most kitchen tasks while reducing the heating requirement and saving you energy costs.
- Finger-tip control with a touch-panel display for precise temperature adjustment.
- Able to run on a standard electrical circuit drawing 5.6AMPs with an element size of 1.3KW.
- Quiet, energy-efficient operation.
- Easy installation with tool-free connections and dry-start protection.
- Standard 3-pin plug that plugs straight into a wall socket.



MAINS WATER PRESSURE REQUIRED



WARNING: While the MultiTap has a safety lever, please be careful when dispensing near boiling water and children should be kept away.

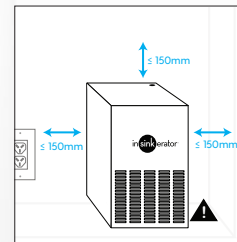
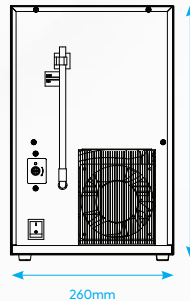
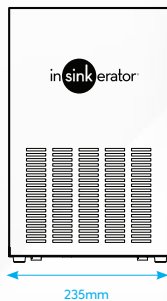
NeoChiller® Specifications

in sink erator™

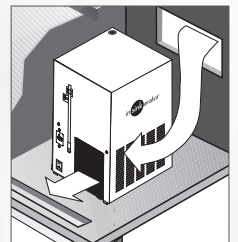
NeoChiller™



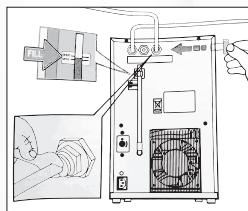
- Small, compact domestic chiller unit
- Designed for easy installation under the kitchen sink
- Dispenses up to 7 litres per hour of cold, still water between 3°C and 10°C
- Filtered to remove impurities and odours, without affecting the water's natural mineral content
- Ice-bank cooling technology for optimum performance
- Standard 3-pin plug that plugs straight into a wall socket.
- CE approved



Placement guide with minimum clearances for NeoTank installation.



It is recommended to have cabinetry vented to create adequate air-flow.



IMPORTANT NOTICE
Remove red plug from ICE BANK FILL port (C). Connect plastic tube to this port and the other end to the Y fitting (smaller side). Turn on water supply and fill ice bank use fill markign. When full remove plastic tube from chiller and insert plug.



multitap
chilled ❄️

multitapchilled.co.nz

For more information contact Parex Industries Limited on Tel: 0800 200 510 or email: info.parex@emerson.com

InSinkEerator reserves the right to change product specifications without prior notice.

