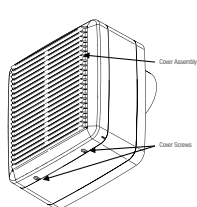




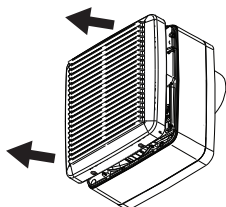
Description	Order Code
Plate Fascia and Fine Filter Kit	DCT4529

This fascia and filter kit is available as a separately purchased replacement for the Cucina Kitchen Fan (FAN7201) front grille.

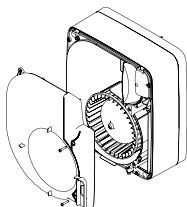
FITTING THE PLATE FASCIA AND FINE FILTER KIT



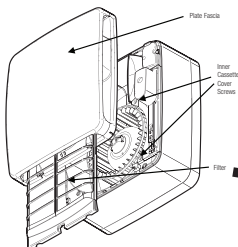
- 1** Slacken the two front cover assembly screws by two turns



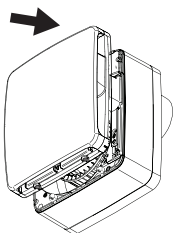
- 2** Lift the front cover assembly away from the fan chassis bottom edge first and then the top edge



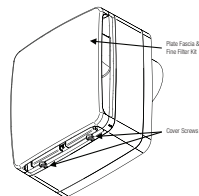
- 3** Remove the inner cover



- 4** Fit the inner cassette cover supplied onto the fan chassis with screws provided



- 5** Fit the fascia and filter kit onto the fan chassis top edge first and then the bottom edge



- 6** Tighten the two fascia and filter kit screws

Installation Instructions

enquiry@manrose.co.nz | www.manrose.co.nz

495853 A 0420

Specifications are subject to change without notice

Distributed by Simx Limited

PUB01601 2008