



FOR CONCRETE, BRICK, STONE, PLASTERBOARD AND WOOD

ONE SCREW... EVERY JOB!

available in
32 & 50mm
PH2 Phillips or
SQ2 Square drives

If removed Dog-Bite leaves a smaller hole than other systems

Designed for smooth entry, clean cutting and powerful holding strength

Heat treated material penetrates thin metal & wood studs



Available in blister packs



Zinc Clear

Carbon Steel Mechanically Galvanised

ZINC INTERNAL

GAL EXTERNAL

NEW



Drive Type



Part No.	Part No.	Description	mm	Drive	mm	qty	qty
DBSQ32-100	DBSQ32G-100	32mm Pan head with SQ2 drive	5	SQ2	20	100	2500
DBSQ32-1000		32mm Pan head with SQ2 drive	5	SQ2	20	1000	8000
DBSQ32-20	DBSQ32G-20	32mm Pan head with SQ2 drive	5	SQ2	20	20	3000
DBSQ50-100	DBSQ50G-100	50mm Pan head with SQ2 drive	5	SQ2	50	100	2000
	DBSQ50G-20	50mm Pan head with SQ2 drive	5	SQ2	50	20	3000




FOR CONCRETE, BRICK, STONE, PLASTERBOARD AND WOOD

Dog Bite is a universal fixing designed for use in all types of base material including concrete, stone, brick, plasterboard and timber. Its unique thread design delivers effortless installation in one easy step. Available in Pan Head with either a PH2 Phillips or SQ2 square drive, the Dog Bite is ideal for any light duty fixing application. Dog Bite caters for all fixing environments as it is available in either a zinc clear or galvanised coating.

FIXING WORKING LOADS...

CONCRETE

Drill 5mm hole and drive




BRICK

Drill 5mm hole and drive



STONE

Drill 5mm hole and drive




PLASTERBOARD

Position fixture and drive.
Use hand screw driver only.



WOOD

Position fixture and drive.



For Hard concrete, brick or stone a 5.5 mm drill size may be required.

Working load data is based on a minimum embedment depth of 20mm (except for plasterboard).

BENEFITS

- Simplified fixing selection as Dog Bite works in concrete, brick, stone, plasterboard and wood
- One step installation
- Can be loaded instantly - no messy glues to worry about.
- Dog Bite is removable and small hole can be patched quickly

APPLICATIONS

- HVAC fixtures
- Bathroom towel rails and fixtures
- Shelf brackets
- Signs
- Communication boxes & equipment
- Electrical fixtures
- Light fixtures
- Picture frames
- Screen fencing
- Pipe clamps

INSTALLATION




1. For installation in concrete, brick or stone, pre-drill a 5mm hole using a masonry drill bit.



2. For installation into plasterboard or wood material, simply screw the fixing directly through the fixture. For plasterboard install using hand screwdriver to prevent stripping of material.

APPLICATIONS



Available in boxes

ICCONS® PTY LTD

VICTORIA - HEAD OFFICE
12-18 Produce Drive,
Dandenong South, Vic, 3175
P: 03 9706 4344
F: 03 9768 3329

NSW Branch
Unit A, 17 Seddon Street,
Bankstown,
New South Wales, 2200
P: 02 9791 6869
F: 02 9790 8404

QLD Branch
42-44 Nealdon Drive
Meadowbrook,
Queensland, 4131
P: 07 3200 6455
F: 07 3299 7548

S.A Branch
15 Light Terrace. Thebarton,
South Australia, 5031
P: 08 8234 5535
F: 08 8354 4689

W.A. Branch
90 Christable Way, Landsdale,
Western Australia, 6065
P: 08 6305 0008
F: 08 6305 0011

NORTHERN TERRITORY
Unit 2, 14 Menmuir Street,
Winnellie,
Northern Territory 0820
P: 08 8947 2758

NEW ZEALAND
Sesto Fasteners
5E Piermark Road, Albany,
Auckland,
New Zealand 0630
P: +64 027 526 6403
E: sestofasteners@gmail.com

ICCONS (Thailand) Co. Ltd.
55 Phetkasem 62/3, Bangkhae,
Bangkok 0160
P: + 66 2 801 0764
F: + 66 2 801 0764
M: + 66 8 1 710 8745
E: icconsthailand@hotmail.com